




Leading the industry

The Kalmar Ottawa
T2 Terminal Tractor



A revolution in terminal tractor design and performance


We believe that invention and innovation go hand-in-hand. Kalmar Ottawa not only invented the terminal tractor we've continually adapted and evolved through innovative design and engineering. Making Kalmar Ottawa trucks the most reliable, best performing, purpose-built trucks in the business.

Technology driven, tested, human-centric design

Think about it. A purpose-built tool with the right mix of human engineering and technologically sound design is always the better choice. That's the T2. We consulted with terminal tractor experts (our customers and industry leaders), applied advanced design processes, tested it, built in superior ergonomics, tested it again and now, the revolution in terminal tractors continues.

Improved serviceability and ease of repair

Productivity is made up of more than performance and ergonomics. Serviceability and maintenance are integral parts of the equation, too. The T2 has been designed to accommodate both—it's not only friendly from the driver's seat, it also makes routine service tasks easy and fast, with most tasks now performed at ground level. And, overall, repairs have become easier, as well. Put it this way . . . your operators and technicians will be happier and more productive.



The most reliable, best performing purpose-built trucks in the business.

Continuous improvement



Our engineers have evaluated every aspect of how to make the T2 the most efficient machine possible.

There is a balance of power, functionality and performance, complementing ergonomics and serviceability. T2 systems come together to make it the standard in terminal tractors.

Improved productivity and a better bottom line

We enhanced the T2 with a clear focus on the end result - a terminal tractor built to meet the needs of our customers.

Changes to the HVAC, electrical system, and hydraulic system, improves the overall efficiency and ease of operation. Changes to the chassis, hydraulic tank and exhaust system improve the serviceability. Tools such as Case Management, PDT and a 24 hour service help line allows the T2 to meet your business demands, and enhance your overall experience.

Be the first



Be the first to meet the new standard.

To comply with the new Federal Motor Vehicle Safety Standard (FMVSS) set by the Department of Transport and the National Highway Traffic Safety Administration for trucks that operate in approved applications, all new Kalmar Ottawa T2 Terminal Tractors can be equipped with an optional Electronic Stability Control system.

This added safety feature ensures safer load handling and is the first of its kind in the Terminal Tractor industry. Your new DOT/EPA compliant diesel truck can not only be fitted with ESC, it also has an Anti-Lock Braking System (ABS) and a Electronic Stability Control System (ESC). Making your truck safer when being operated in approved applications.

What is the difference between ABS and ESC?

Anti-locking braking systems stop your wheels from locking up when you apply the brakes, this allows for the driver to maintain control without the vehicle skidding. While the ESC system is able to apply the brakes to individual wheels to help maintain stability, particularly when the truck is at risk of jack knifing or spinning. This is done by the system automatically reducing the engine throttle and selectively applying the trucks brakes.

You can see the improved design



Our engineers have evaluated every aspect of the T2 to make it the most efficient machine possible.



Steel cab construction.

Kalmar Ottawa cab construction is based on high-quality steel construction, complemented with new molded plastic in non-critical areas for easier and more economical repairs.



Better protection.

Operators are not only better protected from the elements, the T2 cab is ROPS compliant for increased roll-over protection.



Greater visibility.

Optimized cabin glass area maximizes operator's field of visibility and provides safer operation.



Mirror post design.

The T2 mirror post design is less obtrusive and helps provide safer operation.



3-Point cab tilt.

The T2 utilizes our proven 3-point cab suspension system to provide superior ride and the electronic tilt for enhanced serviceability.



Cab systems access.

Front panel access has been designed to make service and repair easier and less time consuming.



Enhanced ergonomics.

The layout of cab components and operator environment has been developed to make the T2 driver friendly.



Modular chassis design.

The T2 chassis features an open c-channel design that provides better durability and less maintenance. All surfaces are powder-coated, and its construction allows for easier installation and removal of components. This design allows for optional dual access from both sides of the frame.



Engine/systems access.

Key electrical, pneumatic and HVAC components can be accessed through the front cab panels as well as from ground-level service points.



Tapered 3-leaf springs.

With the inclusion of parabolic, tapered 3-leaf springs, the T2 rides smoother, drives better and requires no front spring lubrication.

An interior design that works for your drivers



Improved ergonomics.

A larger, roomier, more comfortable operator environment with everything in easy reach.



16-inch steering wheel.

For better control.



Simpler gauge cluster.

Easier to see and monitor.



Environment.

The T2 HVAC system has been redesigned for more operator comfort—all new ducting, vents and improved cab insulation make the cab more comfortable and quiet.



Switches & add-ons.

Driver-friendly rocker switches, ample space and electrical interfaces are available for yard management system devices.



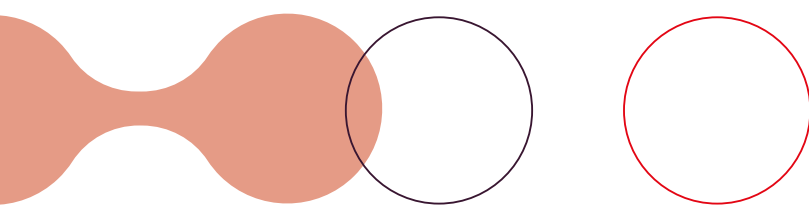
A cup holder and more storage.

Both have been included to increase driver comfort.



Suspended control pedals.

Better durability and improved operator control.





Improved servicability and accessibility



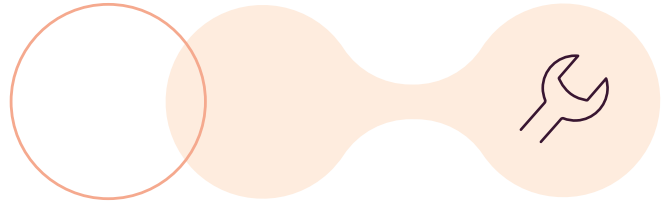
Platform & handrails.
Safety is primary to the T2 design. All operator mounting points have been optimized to make mount/dismount easier and more accommodating to drivers.

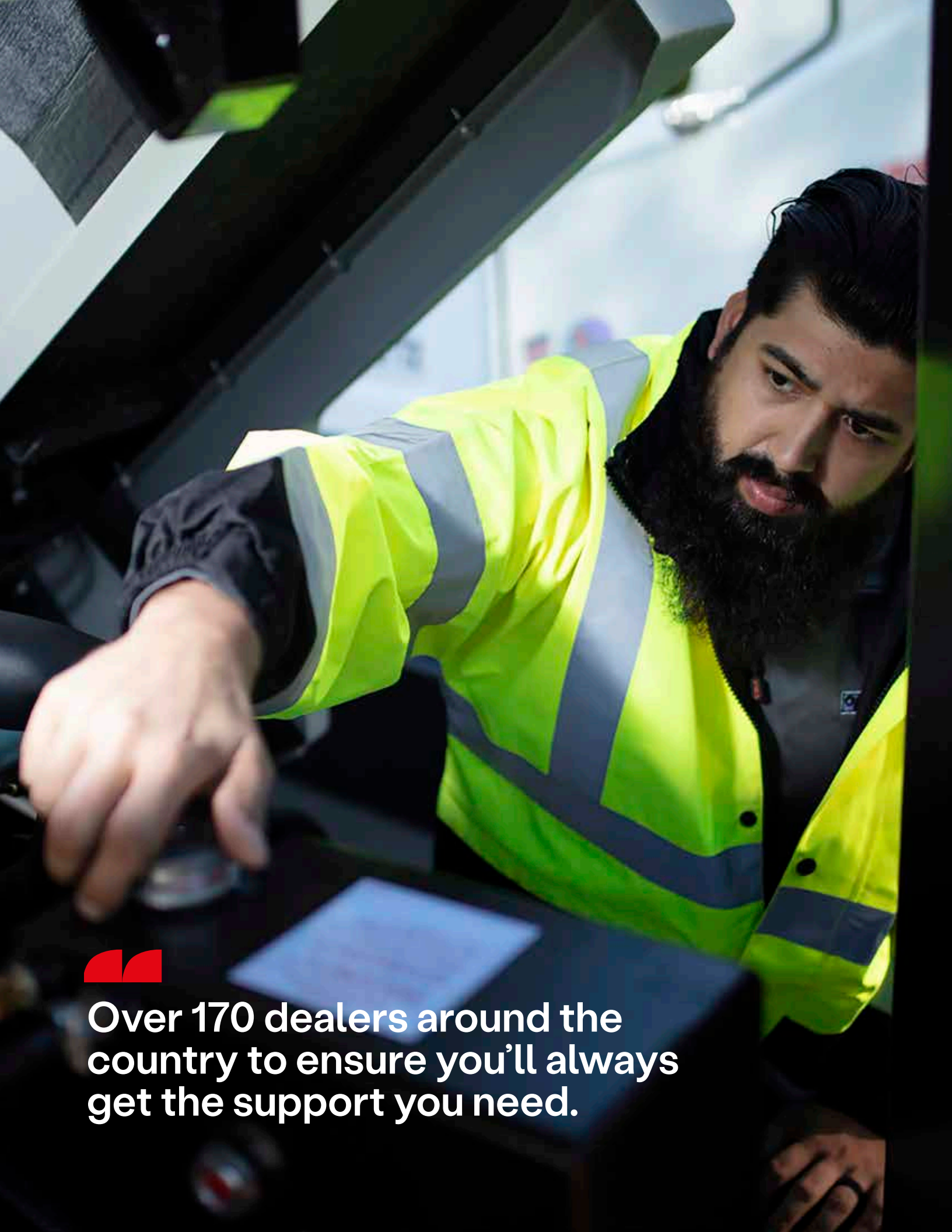


Serviceability.
Monitoring and servicing the T2 has been improved making most tasks accessible from ground level, such as oil and transmission fluid checks.



Faster, stronger.
With spherical bearings both on bottom and top, our boom assembly, along with stronger lift support construction can lift trailers more efficiently.

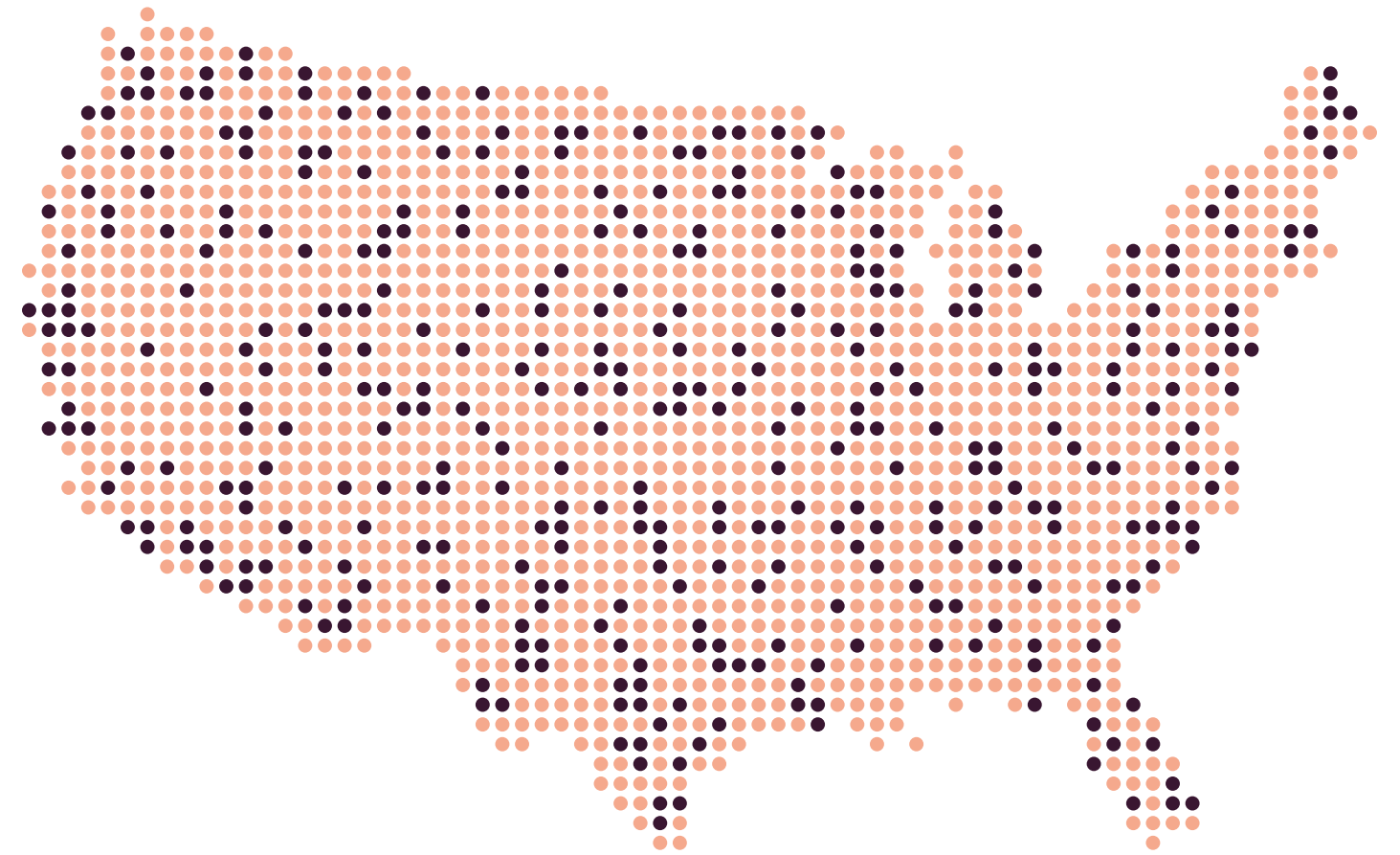




Making sure your business never stops

With over 170 dealer locations across the country, you will always get the support you need.

Your local dealer can discuss a range of financing and service options with you, tailored to meet your exact business needs. Plus, with a state-of-the-art parts distribution system, you will have immediate access to over \$10million worth of spare parts stocked on our dealers' shelves.



Over 170 dealers around the country to ensure you'll always get the support you need.

Kalmar Insight

Turning data into actionable, impactful insights.

Kalmar Insight* is a performance management tool for cargo handling, which gives you an easy to use overview of your fleet operations, by aggregating data from multiple sources, including equipment built by other manufacturers. This information is then accessed through an easy to use interface that is available on mobile, tablet or more traditional screens.

You can review your entire fleet activities, schedule maintenance and order the required parts automatically. All enabling you to take action on real-time information, that will help improve your overall operations immediately. Kalmar Insight can be fitted as an option for all new Kalmar equipment, and can be retrofitted into existing Kalmar equipment or those built by other manufacturers.



*Installation costs and/or an annual subscription fee may apply.

Built for your operation

The Kalmar Ottawa T2 comes with an impressive set of standard features.

- 14"x4.25"x3.5" Steel 50,000 PSI 3/8" Formed C-Channel Modular Frame Design
- 50-Gallon Rectangular "Step-Tank"
- Parabolic 3-Leaf Spring, Lube Free, Shackle Free Front Suspension
- Certified Roll-Over Protection Structure (ROPS)
- Steel and Composite Cab with Aluminum Sliding Rear Door
- High Air Flow Heater/Defroster with Molded Air Ducts
- Digitally Driven Instrument Cluster
- Mounting Plate and Power Connection Points for Yard Management System
- Suspended Brake and Throttle Pedals
- Cup Holder and Coat Hook
- Color-Coded Air Lines.

Engine and powertrain options make it easy to fit the T2 to your needs.

OFF HWY:

- Cummins B6.7 Stage V (Tier 4 Final) - 156 hp@2200 RPM/550 lb./ft torque @ 1300 RPM

DOT/EPA

- Cummins B6.7-200 hp@2300 RPM/520 lb./ft. torque @ 1600 RPM (2022 CARB - Clean Idle decal only)
- Cummins B6.7-200 hp@2300 RPM/520 lb./ft. torque @ 1600 RPM (CARB engine required for trucks to be registered in California)

Ask your Kalmar Ottawa Dealer for a full list of T2 engine options based on model type.

Available options for your T2.

- 126" Wheelbase
- Dual 50 Gallon Rectangular "Step-Tanks"
- Heavy duty axles for unique applications
- AM/FM Radio w/Bluetooth, USB and AUX Input
- Trailer Stops
- Galvanized Chassis.

Ask your Kalmar Ottawa Dealer for a full list of T2 Options.





Kalmar USA Inc.
415 East Dundee St.
Ottawa, KS 66067, USA
Telephone: +1-785-242-2200

www.kalmarottawa.com

Published by Kalmar, Copyright © Kalmar Corporation 2024.
All rights reserved.

